

Pitch:2.54X2.54mm(0.1"X0.1")
Box Header Right Angle Dip Type


MXCONN
MMHB204 Series

Specifications

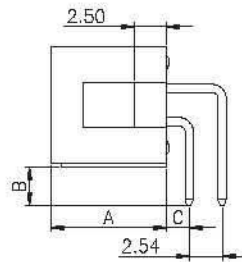
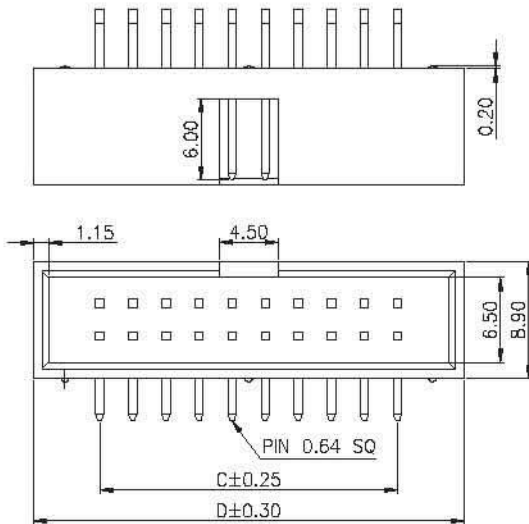
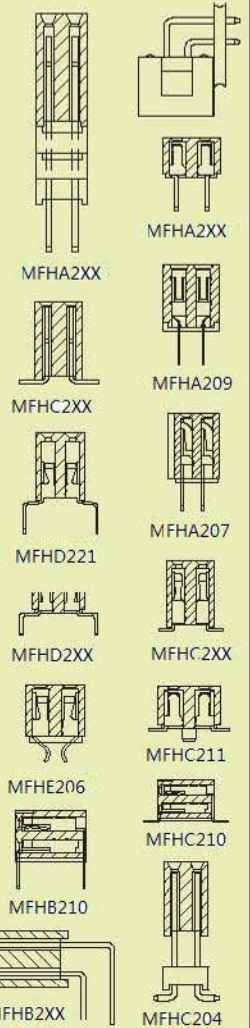
Current Rating: 3.0 Ampere
Insulation Resistance: 1000MΩ Min
Dielectric Withstanding: 600V AC
Contact Resistance: 20mΩ Max
Operating Temperature: -40°C to +105°C

Materials

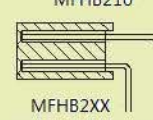
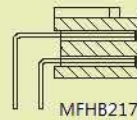
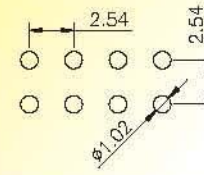
Contact Material: Brass
Insulation Material: Polyester,UL 94V-0
PBT



Mating with



Recommended
P.C.Board
Hole Layout



No. of Pins/Row	Dimension Information		No. of Pins/Row	Dimension Information		No. of Pins/Row	Dimension Information		No. of Pins/Row	Dimension Information	
	C	D		C	D		C	D		C	D
03	5.08	15.27	11	25.40	35.59	19	45.72	55.91	27	66.04	76.23
04	7.62	17.81	12	27.94	38.13	20	48.26	58.45	28	68.58	78.77
05	10.16	20.35	13	30.48	40.67	21	50.80	53.34	29	71.12	81.31
06	12.70	22.89	14	33.02	43.21	22	53.34	55.88	30	73.66	83.85
07	15.24	25.43	15	35.56	45.75	23	55.88	58.42	31	76.20	86.39
08	17.78	27.97	16	38.10	48.29	24	58.42	60.96	32	78.74	88.93
09	20.32	30.51	17	40.64	50.83	25	60.96	63.50			
10	22.86	33.05	18	43.18	53.37	26	63.50	66.04			

Ordering Information

MMHB204 -	XX	XX	A	XXX
	No. of Pins per Row	Standard Plating		Pin Length (A / B / C)
	03-32	02 :Gold Flash		001 : A=8.90,B=3.00,C=1.74
		Selective Plating		Selective Length
		01 :Tin		Custom Length Available
		05 :Gold Flash / Tin		

* Standard Packaging: Tube