

Pitch:2.54X2.54mm(0.1"X0.1")
Board Spacer Dual Rows Straight Dip Type

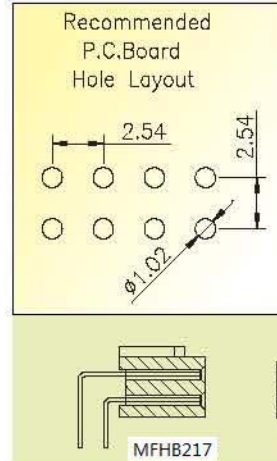
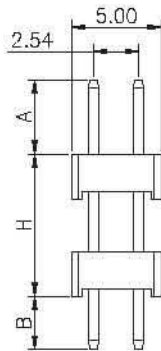
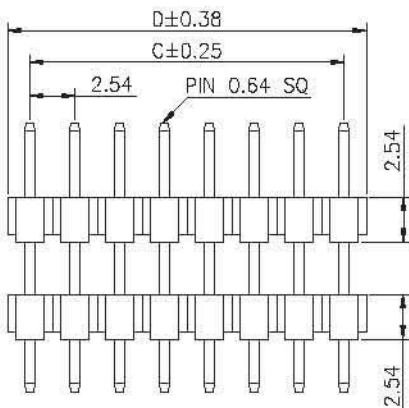
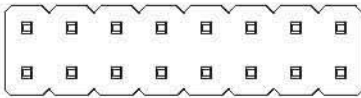

MXCONN
MMHA202 Series

Specifications

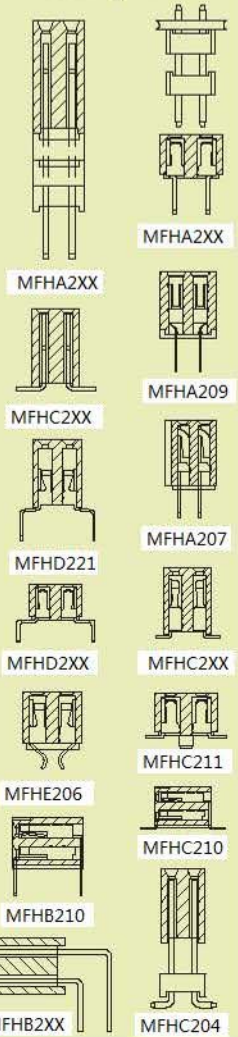
Current Rating: 3.0 Ampere
Insulation Resistance: 1000MΩ Min
Dielectric Withstanding: 600V AC
Contact Resistance: 20mΩ Max
Operating Temperature: -40°C to +105°C

Materials

Contact Material: Brass
Insulation Material: Polyester,UL 94V-0
PBT



Mating with



No. of Pins/Row	Dimension Information		No. of Pins/Row	Dimension Information		No. of Pins/Row	Dimension Information		No. of Pins/Row	Dimension Information	
	C	D		C	D		C	D		C	D
02	2.54	5.08	12	27.94	30.48	22	53.34	55.88	32	78.74	81.28
03	5.08	7.62	13	30.48	33.02	23	55.88	58.42	33	81.28	83.82
04	7.62	10.16	14	33.02	35.56	24	58.42	60.96	34	83.82	86.36
05	10.16	12.70	15	35.56	38.10	25	60.96	63.50	35	86.36	88.90
06	12.70	15.24	16	38.10	40.64	26	63.50	66.04	36	88.90	91.44
07	15.24	17.78	17	40.64	43.18	27	66.04	68.58	37	91.44	93.98
08	17.78	20.32	18	43.18	45.72	28	68.58	71.12	38	93.98	96.52
09	20.32	22.86	19	45.72	48.26	29	71.12	73.66	39	96.52	99.06
10	22.86	25.40	20	48.26	50.80	30	73.66	76.20	40	99.06	101.60
11	25.40	27.94	21	50.80	53.34	31	76.20	78.74			

Ordering Information

MMHA202 -	XX	XX	A	XXX
	No. of Pins per Row	Standard Plating	Pin Length (A / B / H)	
	02-40	02 :Gold Flash	001 : A=6.00,B=3.00,H=10.40	
		Selective Plating	005 : A=3.00,B=3.00,H=15.00	
		01 :Tin	Selective Length	
		05 :Gold Flash / Tin	Custom Length Available	

* Standard Packaging:Box